



SUMMIT
MACHINE TOOL LLC



CNC HORIZONTAL BORING MILL

HBM 110-20T & -30T

Whenever metal must be machined efficiently and with precision, **Summit Horizontal CNC Boring Mills** provide a cost effective solution. Summit's series of CNC HBMs incorporate many advanced construction features, utilizing the latest technologies to ensure high performance and to meet the ever increasing demand for greater productivity.

The **Summit HBM 110-20T and HBM 110-30T CNC Models** contain more standard features than similar machines on the market. These features make the Summit's CNC HBMs versatile, durable, heavyduty and user-friendly machine tools for all your machining needs.

Key Features & Accessories

- 60-position tool changer
- Heidenhain scales on all linear axis, forming a closed-loop feedback system
- Heidenhain rotary encoder on table
- Hydraulic tool clamping
- Automatic lube on the ways
- Hydraulic clamping on B axis indexing table (360,000 positions)
- Hardened and precision ground ways (HRC 50-58)
- Telescoping steel way covers on X & W axis
- Ball screws on X, Y, W & Z axis
- Programmable Coolant system
- Portable MPG handwheel
- Fanuc Oi Control Is Standard

Spindle Feed Motor

Heavy duty precision ground rotary table

Rotary Table

- Servo driven built-in indexing table 59"x 47"
- High precision absolute angle encoder for closed loop feedback
- Minimum input 0.001 degree, full B-axis 360 degree
- 0-90-180-270 degree with mechanical locating pin
- Maximum table load capacity 11,000 lbs
- Hydraulic clamping system

HBM 110-20T & HBM 110-30T CNC



MACHINE FEATURES & BENEFITS

Fanuc Oi
CNC Control



Telescoping
steel way
covers



Fanuc Oi CNC Control Features

- Full 4 Axis Simultaneous Movement
- User-Friendly Environment
- Large Parts Program Capacity
- High Speed Ethernet
- Advanced Interpolation Modes
- Reduced Cycle Times
- Simple Part Programming & Operation
- Extreme Reliability & Maintenance Friendly
- Higher Performance For Greater Profit
- Complete Fanuc System - Control, Drives & Servos
- Digital Servo Technology


Automatic Tool Changer

- Standard chain type with 60-tool magazine, provides safety and stable exchange. This enhances machining flexibility and efficiency.
- Loading and unloading tools at the rear of the ATC is available



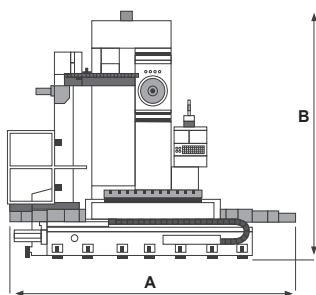
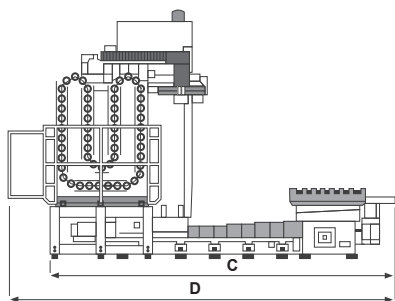
Spindle

- Spindle (4.13" diameter) is mounted on high precision NN-type dual roller bearings
- Equipped with a 2-step gear box for automatic spindle speed change
- Oil cooler for the lubrication circuit and temperature control as a standard feature
- Spindle travel (Z-axis travel) is 21.6"
- Air curtain for the spindle effectively prevents fluid or chips from entering the spindle
- Hydraulic clamping for Z-axis



DIMENSIONS AND SPECIFICATIONS

HBM 110-20T & HBM 110-30T



MODEL	A	B	C	D
HBM 110-20T	177"	159"	217"	242"
HBM 110-30T	216"	159"	217"	242"

HBM 110-20T CNC

HBM 110-30T CNC

SPECIFICATIONS

STANDARD

METRIC

STANDARD

METRIC

SPINDLE

Diameter of Spindle	4.3"	110mm	4.3"	110mm
Taper of Spindle	CAT 50		CAT 50	
Number of Spindle Speeds	Infinitely Variable		Infinitely Variable	
Spindle Speed Range	5 - 2500 RPM		5 - 2500 RPM	

TRAVELS

Vertical Travel - Y Axis	70.8"	1800mm	70.8"	1500mm
Cross Travel of Table - X Axis	78.7"	2000mm	118.1"	3000mm
Saddle Travel - W Axis	55.1"	1400mm	55.1"	1400mm
Spindle Travel - Z Axis	21.6"	550mm	21.6"	550mm

FEEDS

Number of Feeds	Infinitely Variable		Infinitely Variable	
Feed range	.04 - 236 IPM	1 - 6000mm/min	.04 - 236 IPM	1 - 6000mm/min
Rapid Traverse	394 IPM	10,000mm/min	400 IPM	10,160mm/min

TABLE

Size of Table	47" x 59"	1200 x 1500mm	47" x 59"	1200 x 1500mm
Table Index	360 degrees		360 degrees	
Increments	.001"	.025mm	.001"	.025mm
Table T-Slot Width (7)	.875"	22mm	.875"	22mm
Maximum Table Load	11,000 lbs	5,000kg	11,000 lbs	5,000kg

MAIN SPINDLE MOTOR

30 HP

22 kw

30 HP

22 kw

ELECTRICS

220/3/60

220/3/60

SERVO LINEAR AXIS FEED MOTOR

8 HP

6 kw

8 HP

6 kw

DIMENSIONS (L X W X H)

217" x 177" x 159"

5510x4495x4040mm

217" x 216" x 159"

5510x5490x4040mm

WEIGHT (approx.)

52,800 lbs.

24,000 kg

54,800 lbs.

24,545 kg

WARRANTY: A copy of Summit Machine Tool LLC's standard written warranty is attached to each Summit Machine. Call or write to Summit for a copy or for further information concerning Summit's standard warranty. All purchases are subject to Summit's standard written warranty. Specifications are subject to change without notice.

POINT OF OPERATION GUARDING is the responsibility of the end user. For information contact your local OSHA office.

SUMMIT MACHINE TOOL LLC

518 N Indiana Ave • Oklahoma City, OK 73106

MAIN 405.235.2075

FAX 405.232.5169



FOR MORE INFORMATION CALL 1-800-654-3262

WWW.SUMMITMACHINETOOL.COM